



ABPA Utah Chapter

2013 WINTER NEWSLETTER

Utah Chapter—American Backflow Prevention Association serving six regions in the State of Utah

CONTACT US

Utah Chapter ABPA
PO Box 729
Draper, UT 84020

Phone:
(801) 948-0705

Email:
utabpa@gmail.com

Website:
www.utabpa.org

ABPA WANTS YOU AS A MEMBER

Go Online to download an Application!

<http://abpa.org/Doc/PDF/Membership.pdf>

For questions or more information, visit us online at: www.utabpa.org or contact the ABPA Membership Committee chair person or one of our ABPA board members.

Committees are listed inside newsletter

PRESIDENT'S MESSAGE:

Recently, the water department I work for was tasked to do some research to make sure the science of backflow hasn't changed since we first started our program. I thought this was an interesting request and it's caused me to reflect on the state of backflow prevention and cross-connection control in the water industry. Luckily, we don't have to worry about the science changing, higher pressure will always be higher pressure, and negative pressure will always create a vacuum. Although the science doesn't change the world does. The water industry continues to grow and change, people continue to innovate new products, machines, and ways to use water. We need to keep up with the changes so that we are always aware of risks and hazards that are out there.

KEEPING YOU UPDATED:

Keeping you updated and informed is one of the purposes of the ABPA and a benefit of being a member. We, as your Board, have been working to find new ways to reach out to other groups in the industry. By sharing our message with other groups we hope to strengthen your positions as testers, plumbers, and water purveyors. We have also been listening.

AWARDS OPEN TO MEMBERS:

At our last conference a member suggested that we make the awards more open to the members. This year the Presidential Recognition award will be given to someone nominated by the members. The person does not have to be a member of the organization, but should have demonstrated a special effort during the year to further backflow in their job, community, etc.

SEND NOMINATIONS TO:

Please send your nominations to utabpa@gmail.com, the recipient will be awarded at our annual conference in February.

Thank you again for your efforts and participation in the Chapter.

Sincerely,

Anne Hansen—UTABPA Board President



UPCOMING CONFERENCES AND TRAININGS:



UTAH ABPA ANNUAL CONFERENCE
 February 6, 2014
 South Jordan Megaplex
 at the District | www.utabpa.org

ABPA ANNUAL CONFERENCE
 Annual Education & Trade Show
 May 19-21, 2014
 Pittsburgh, PA | www.abpa.org



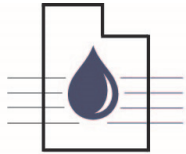
**The American Backflow
 Prevention
 Association
 Launches their
 new Website!**

<http://www.abpa.org>



For the latest on Conferences and Trainings, please visit our website at: www.utabpa.org or follow us on twitter @utahabpa

ABPA UTAH CHAPTER BOARD OF DIRECTORS AND REGION DIRECTORS:



ABPA Utah Chapter

Take a minute to become familiar with your ABPA Region Directors, Board of Officers, Directors @ Large, and Committees. We are currently looking for more Committee Members. If you are interested in becoming a Committee Member, please note the contact information below. The Committees serve a two year term. Also, feel free to reach out to your Region Director for any questions or assistance.

UTAH CHAPTER REGION DIRECTORS

<p>Region 1 Director Brad Jones (435) 716-9757 c: 435-881-2505 Brad.jones@loganutah.org</p>	<p>Region 2 Director Kcris Hunter (801)756-5123 kchunter@rwau.net</p>	<p>Region 3 Director Ed Ericson (435) 637-1040 fasteddie@emerytelcom.net</p>
<p>Region 4 Director Bruce Black (801) 420-0610 bblack@pgcity.org</p>	<p>Region 5 Director Ruston Monson (801) 430-4133 rustonmonson@ogdencity.com</p>	<p>Region 6 Director Nathan Lunstad (801) 536-0039 nlunstad@utah.gov</p>

UTAH CHAPTER BOARD OF OFFICERS

<p>President Anne Hansen (801) 253-5230 ahansen@sjc.utah.gov</p>	<p>Vice President Brian Pattee (435) 716-9627 brian.pattee@loganutah.org</p>	<p>Immediate Past President John Oakeson (801) 536-0057 joakeson@utah.gov</p>	<p>Treasurer/Secretary Bruce Kegel (801) 592-0991 bbkegel@aol.com</p>	<p>Office Manager Paige Wolfe (801) 571-2232 wolfe@waterpro.net</p>
--	--	---	---	---

DIRECTORS @ LARGE

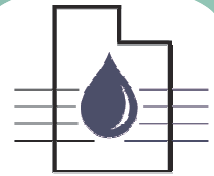
<p>Director @ Large - NATIONAL REGION 5 Bob Prince Region 5: Utah Colorado Wyoming New Mexico (801) 782-3744 c: 801-628-3885 backflowservicesllc@gmail.com</p>	<p>Director @ Large Michael Moss (801) 536-0089 ms moss@utah.gov</p>	<p>Director @ Large Pete Keers (801) 210-1990 pkeers@yahoo.com</p>
--	--	--

UTAH CHAPTER COMMITTEES

<p>Public Awareness Committee Chair Steve McIntosh (801) 330 3448 steve@canyonwater.com</p>	<p>Membership Committee Chair Ron Hatt (801) 706-5744 rghatt@repmasters.com</p>	<p>Membership Committee Co Chair Pete Keers (801) 536-4150 pkeers@utah.gov</p>	<p>Conference/Workshop Committee Chair Anne Hansen 801-948-0705 utabpa@gmail.com</p>
---	---	--	--

UTAH CHAPTER ABPA FALL WORKSHOP -Riverdale, UT:

The UTABPA Fall Workshop in Riverdale, Utah. The 25 attendees received 0.3 water CEUs with an additional 3 hours of DOPL credits.



Public Education & Awareness through Public Relations:

Our main focus at the workshop was on public awareness and education. Although this is only one of the five components required by the State for a backflow prevention program, it can be the most valuable. Public awareness and education does not have to be complicated or expensive. In reality, most water systems meet the requirement by simply mentioning or including backflow prevention in their annual CCR.

Other opportunities could include:

- ⇒ Newsletter article during the year.
- ⇒ Information on your company's website.
- ⇒ Utility bill inserts.
- ⇒ Making pamphlets available that discuss testing, landscape requirements, etc.
- ⇒ Community events - having a booth about backflow at a city's community event or fair.



Pictured Above: Anne Hansen-UTABPA-Board President

The ABPA is here to help and has developed a number of inserts, pamphlets, etc. that are available for you to customize with your logo and send out or make them available to your customers. We also participate in many city and water system events, providing an interactive experience for the community to see how backflow happens in a model water system. Please let us know if you're interested in more information on educational materials, or event participation by contacting us at utabpa@gmail.com.

Backflow Program Panel: Community Education &

We discussed and learned what other systems are doing for their Backflow Program and how they have succeeded at keeping their program on-going and also in compliance with this State Drinking Water regulations.

These included the five Backflow Program Elements:

1. Local Authority
2. Written Records
3. Trained Staff
4. Public Education & Awareness
5. On-Going Enforcement



BACKFLOW PROGRAM PANEL: Pictured above left to right: Brian Pattee-Logan City, Paige Wolfe-Water Pro, Steve McIntosh-Alta/Snowbird, and Daniel Allen-So. Jordan City

Interactive Cross Connection Education & Example Displays:

After lunch for the afternoon session, We stepped outside to see three different backflow working models & display boards. These were set up so we were able to learn how to engage the public using interactive models and displays while complying with State Code.

The following took the time to set up and demonstrate their Backflow / Cross Connection Control models, scenarios and display boards:

- ⇒ Brian Pattee: Logan City
- ⇒ Pete Keers: DDW
- ⇒ Greg Hand: Backflow Training Services

Special Thanks to our Fall Workshop Sponsor:



**PETERSON
PLUMBING
SUPPLY**

P: 801-973-8700
F: 801-973-6201

Salt Lake City, UT

See us online at : www.petersonplumbingsupply.com/slc.html

Community Education & Outreach Working Models & Display Boards



WINTERIZE THAT RPZ TO AVOID RE-PLAY-ZMENT:

In Utah it is not enough to merely wrap insulation around backflow assembly or cover it with an insulated sleeve. In order to properly protect your Reduced Pressure Zone Assembly (RPZ) this winter, several important points need to be remembered. Proper draining, insulation and an enclosure can afford your RPZ the best protection during the freezing months.

Be assured that an assembly cannot be adequately drained through the testcocks.

Steps for draining an RPZ :

1. If not already in place, drain Valves should be added below the assembly on the inlet & outlet sides.
2. Close the main shut-off valve. (A).
3. Open the inlet drain (B).
4. Open the inlet and outlet ball valves (C & D). 45° (half open, half closed)
5. Open all testcocks (F).
6. Open the outlet drain (E).
7. Loosen the cover on the #2 check valve (G) until all water drains.
8. Loosen the cover of the relief valve (H) to allow water on both sides of the diaphragm to drain.
9. If you "blowout" the piping downstream of the RP using compressed air (Never force air *through* the assembly):

- * Connect the air supply to the outlet drain (E) and close the outlet ball valve (D).
- * After clearing the system with air, partially open the outlet ball valve (D).
- * Leave all drain valves (E & B), testcocks (F) and ball valves (C&D) in a half open, half closed position for the winter.
- * Make sure the main shut-off valve (A) remains closed and does not leak.

⇒ As an added measure of protection and to deter theft, wrap the unit with insulation once drained or add an insulated sleeve. Cover the unit with a decorative rock for camouflage.

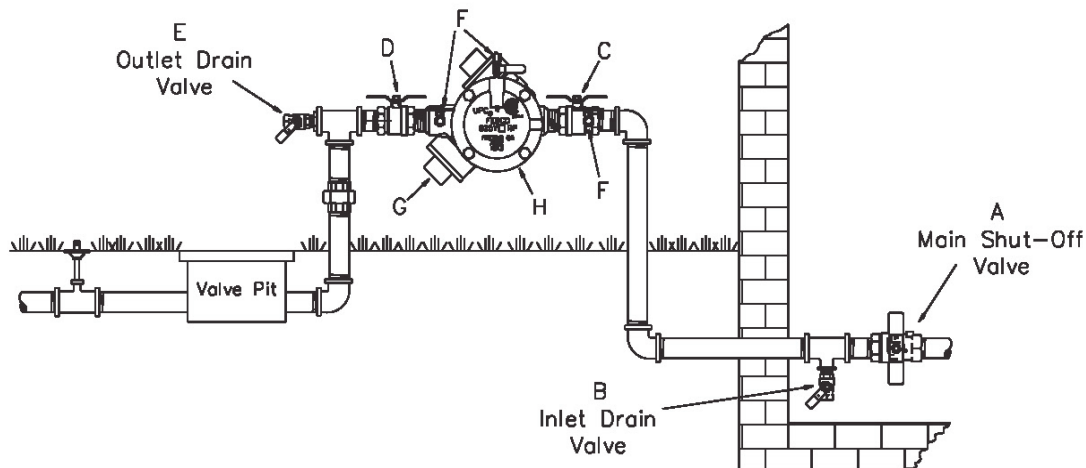
Paige Wolfe
ABPA Office Manager

WINTERIZE Diagram Example:

FREEZE PROTECTION MODEL 825Y



Reduced Pressure Assembly Draining Procedure for Freeze Protection



Backflow Specialist

Testing, Installation, Repairs

Bruce Kegel

Backflow Technician & Master Plumber

217 West Thorneberry Way
Pleasant Grove, Utah 84062
801-592-0991

BBackflow.com
BBKegel@aol.com

METERWORKS

KEN SHEFFIELD
SALES REPRESENTATIVE

KEN.SHEFFIELD@
METERWORKS.NET



METERWORKS

1199 WEST 850 NORTH
CENTERVILLE, UT 84014

PHONE: 801-292-7900
FAX: 801-292-7902
MOBILE: 801-309-6612

*Finding Repair Parts
Got You Tied Up In Knots?*



*Let BAVCO untangle
your problems!*

*Your Complete Source for
Backflow Parts & Accessories*
(800) 458-3492 • www.bavco.com
info@bavco.com



13657 South Homestead Lane
Riverton, Utah 84065

Ron Hatt
Utah Sales Representative

Mobile (801) 706-5744
CO Phone (800) 748-3200
CO Fax (303) 286-7576

rghatt@repmasters.com
www.RepMasters.com

CASELLE
GOVERNMENT ACCOUNTING SOFTWARE

Kip Winget
Vice President, Sales Marketing
nkw@caselle.com
+801-850-5040

BUILT FOR YOU
BUILT FOR YOUR COMMUNITIES

BACKFLOW TESTING, SURVEYING, CONSULTATION
BRAD L. JONES
BACKFLOW TESTING SERVICE

1065 West 500 South
Logan, Utah, 84321
Cell (435) 881-2505
Other (435) 752-0263



BACKFLOW PREVENTION SUPPLY, INC.

Backflow
SUPPLY

R. SEAN RANDALL
SALES REPRESENTATIVE

151 WEST MALVERN AVENUE
SALT LAKE CITY, UTAH 84115

801-355-6736
800-733-6730
CELL 801-245-9588
FAX 801-355-9233
sean@backflow-supply.com

459 W Center Street • Orem, UT 84057
801-373-2131 • Fax 801-373-8683
services@freedommailingservices.com



Freedom Mailing Services
"From Your Office to the Post Office"

25 yrs experience preparing and mailing customized utility bills.

Utility Statements-Postcards & Full Page Bills ♦ Newsletters ♦
Water Quality Reports ♦ Shut off notices



Marshall - Rodeno Associated

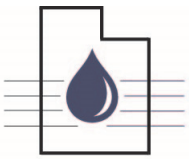
www.marshallrodeno.com

FOLLOW UTABPA ON TWITTER

@utahABPA


Get notifications on upcoming
ABPA Trainings and Conferences





ABPA - Utah Chapter
 PO Box 729
 Draper, Utah 84020

ABPA Utah Chapter



Cross Connection Certification & Recertification 2013 Schedule

Utah Chapter ABPA • PO Box 729 • Draper, UT 84020
 (801) 948-0705
 Email: utabpa@gmail.com | Website: www.utabpa.org

RURAL WATER ASSOCIATION OF UTAH

76 Red Pine Drive
 Alpine, UT 84004
 (801) 756-5123

Register Online:
<http://www.rwau.netRegisterForCrossConnTraining.html>

FULL CERTIFICATION

CLASS I Admin Full Certification:

- Dec 10-13, 2013: Ogden

CLASS II Tester Full Certification:

- Sep 16-20, 2013: Lindon
- Nov 18-22, 2013: Ogden

RECERTIFICATION

CLASS I Admin Recertification:

- Oct 16-18, 2013: Ogden

CLASS II Tester Recertification:

- Sep 9-11, 2013: Lindon
- Nov 13-15, 2013: Ogden
- Nov 20-22, 2013: Ogden

BACKFLOW TRAINING SERVICES

2071 West Byron Circle
 West Valley City, UT 84119
 (801) 554-6052

Register Online:
<http://www.backflowtrainingservices.com>

FULL CERTIFICATION

CLASS I Admin Full Certification:

- Aug 13-16, 2013: Sandy
- Dec 17-20, 2013: Sandy

CLASS II Tester Full Certification:

- Aug 12-16, 2013: Sandy
- Dec 16-20, 2013: Sandy

RECERTIFICATION

CLASS I Admin Recertification:

- Aug 14-16, 2013: Sandy
- Dec 18-20, 2013: Sandy

CLASS II Tester Recertification:

- Aug 12-16, 2013: Sandy
- Dec 16-20, 2013: Sandy